

AQUALISA

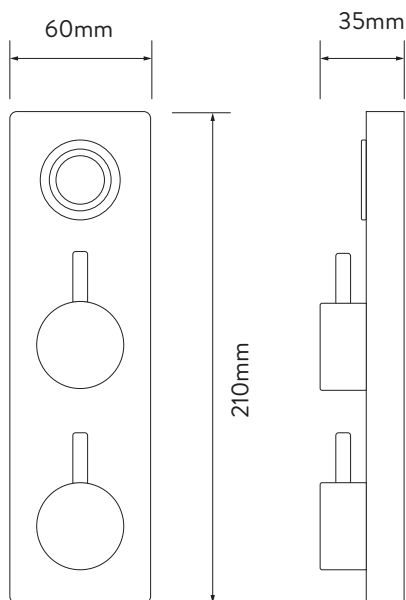
HQD1018

HIQU™ SMART SHOWER DUAL OUTLET

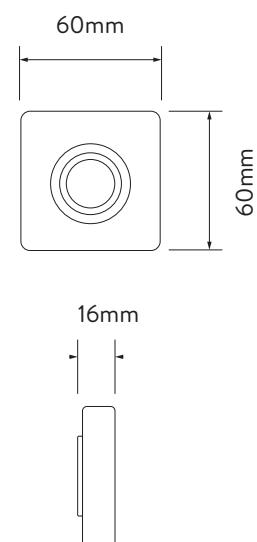
WITH FIXED HEAD AND REMOTE CONTROL
- GRAVITY PUMPED

DIMENSIONAL DRAWINGS

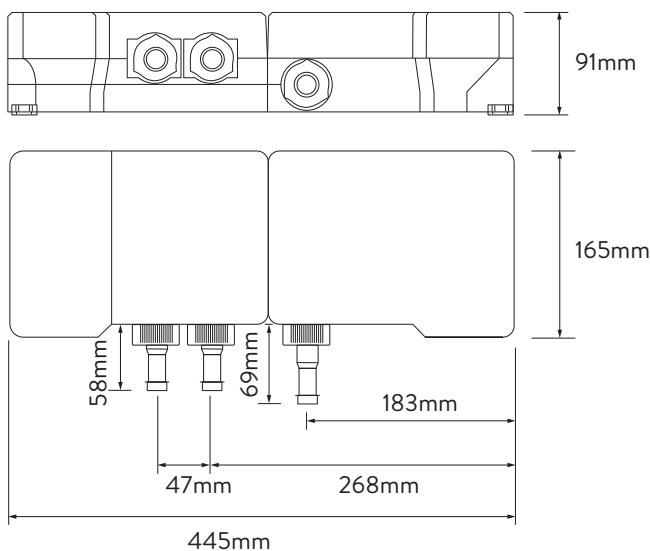
CONTROLLER



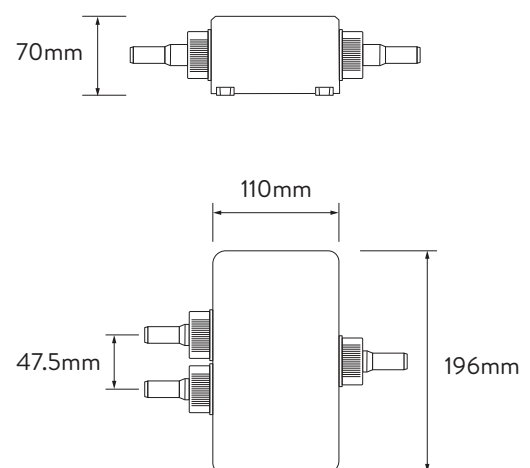
REMOTE CONTROL



PROCESSOR



DIVERTER



HIQU™ SMART SHOWER DUAL OUTLET

WITH FIXED HEAD AND REMOTE CONTROL
- GRAVITY PUMPED

TECHNICAL SPECIFICATIONS

MINIMUM PRESSURE REQUIREMENTS	Processor must be sited no higher than the base level of the cistern
MAXIMUM PRESSURE REQUIREMENTS	1 bar
QUARTZ SMART VALVE INLET FITTING CONNECTIONS	15mm push fit fittings
QUARTZ SMART VALVE OUTLET FITTING CONNECTION	15mm push fit fittings
PERMISSIBLE QUARTZ SMART VALVE SITTING LOCATION	Loft, airing cupboard, under bath
INLET SUPPLY TEMPERATURE SETTINGS	Minimum cold inlet temperature 1°C, maximum cold inlet temperature 15°C, maximum hot inlet temperature 65°C
BLENDED OUTLET TEMPERATURE SETTINGS	Factory set max blended temperature 45°C, minimum 35°C, maximum 55°C
ELECTRICAL REQUIREMENTS - QUARTZ SMART VALVE TO MAINS	Switched fused spur 3amp, processor main cable length 2m, required voltage 230 – 240V
ELECTRICAL REQUIREMENTS - CONTROLLER TO QUARTZ SMART VALVE	Low voltage data cable length 10m
ELECTRICAL REQUIREMENTS - DIVERTER TO QUARTZ SMART VALVE	Low voltage data cable length 2m
DATA CABLE REQUIREMENTS	Data cable voltage 5V
WATER SYSTEM	Gravity
FEATURES	Simple, push button start/stop control
	Intuitive LED display indicates when chosen temperature and flow has been reached
	Optional digital diverter technology allows instant switching between shower heads
	Remote control that controls shower from up to 10 metres away
	Option to activate water conserving eco-mode on shower's processor during installation
APPROVALS	CE Marking
	BEAB
GUARANTEE PERIOD	Shower Unit - 5 years
	Shower and Head Kit - 2 years
	Bath Unit - 5 years
	Accessories - 2 years