

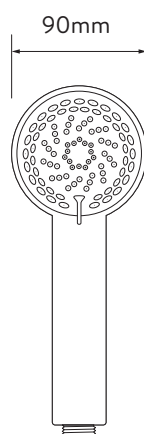
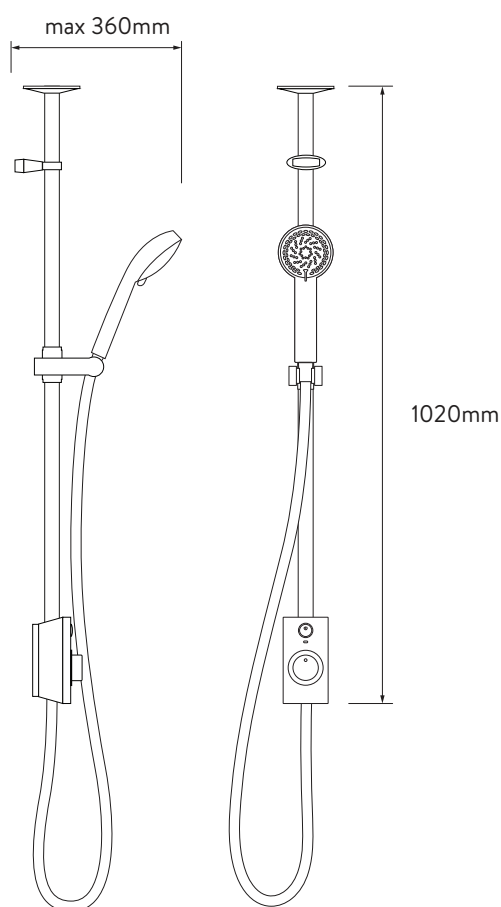
# AQUALISA

VSD.A1.EV.14

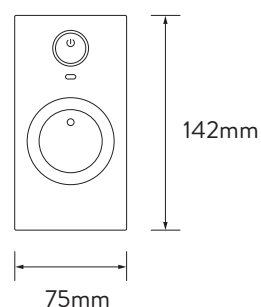
## VISAGE™ SMART EXPOSED

WITH ADJUSTABLE HEAD - HP/COMBI

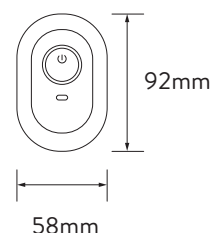
### DIMENSIONAL DRAWINGS



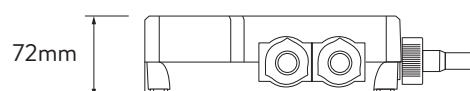
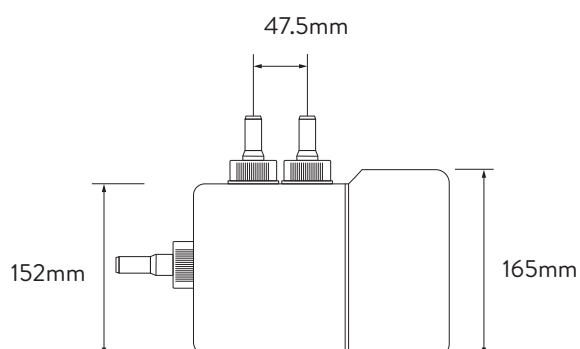
#### CONTROLLER



#### REMOTE



#### PROCESSOR



# AQUALISA

VSD.A1.EV.14

# VISAGE™ SMART EXPOSED

## WITH ADJUSTABLE HEAD - HP/COMBI

### TECHNICAL SPECIFICATIONS

MINIMUM PRESSURE REQUIREMENTS	1 bar
MAXIMUM PRESSURE REQUIREMENTS	7 bar
QUARTZ SMART VALVE INLET FITTING CONNECTIONS	15mm push fit
QUARTZ SMART VALVE OUTLET FITTING CONNECTION	15mm push fit
PERMISSIBLE QUARTZ SMART VALVE SITTING LOCATION	Loft, airing cupboard, under bath
INLET SUPPLY TEMPERATURE SETTINGS	Minimum cold inlet temperature 1°C, maximum cold inlet temperature 15°C, maximum hot inlet temperature 65°C
BLENDED OUTLET TEMPERATURE SETTINGS	Factory mid set blend temperature 45°C, adjustable temperature setting – minimum 35°C, maximum 55°C
ELECTRICAL REQUIREMENTS - QUARTZ SMART VALVE TO MAINS	Switched fused spur 3amp, processor main cable length 2m, required voltage 230 – 240V
ELECTRICAL REQUIREMENTS - CONTROLLER TO QUARTZ SMART VALVE	Low voltage data cable length 10m
ELECTRICAL REQUIREMENTS - DIVERTER TO QUARTZ SMART VALVE	Low voltage data cable length 2m
DATA CABLE REQUIREMENTS	Data cable voltage 5V
WATER SYSTEM	HP/Combi
FEATURES	Easy glide temperature control
	One touch, push button start/stop
	LED display indicates when chosen temperature has been reached
	Eco-mode can reduce flow up to 33%
	4 spray patterns, including an eco-setting
	Optional remote control
GUARANTEE PERIOD	5 years
APPROVALS	CE Marking
	BEAB
	TMV2