

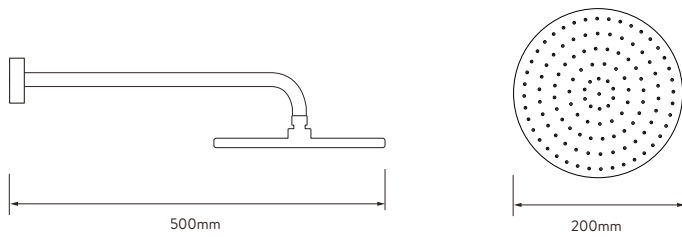
# AQUALISA VISAGE Q™

VSQ.A1.BV.  
DVFW.23

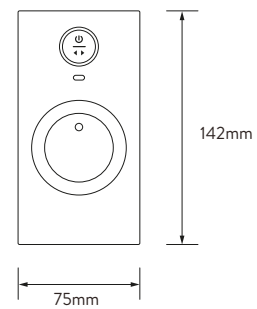
WITH ADJUSTABLE HEAD AND WALL FIXED DRENCHER - HP/COMBI

## DIMENSIONAL DRAWINGS

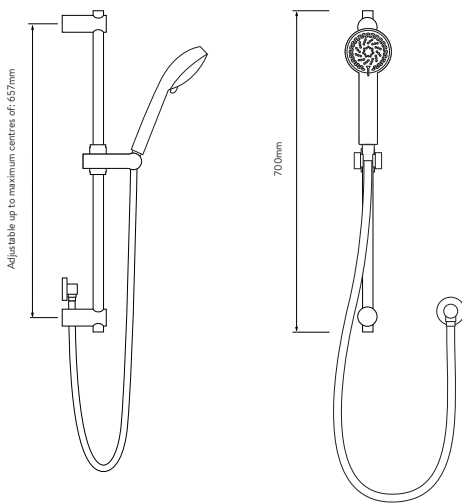
### FIXED WALL DRENCHER



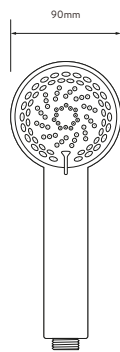
### CONTROLLER



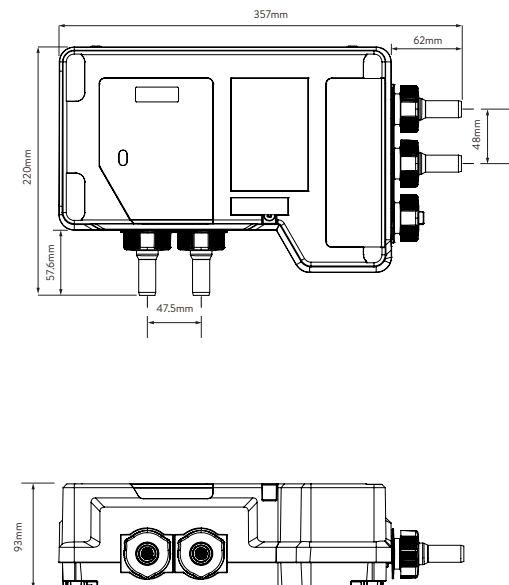
### SHOWER RAIL KIT



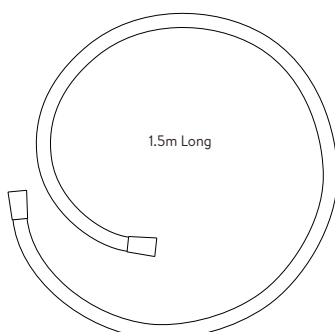
### SHOWER HEAD



### AQUALISA SMARTVALVE™



### SHOWER HOSE



# AQUALISA

## VISAGE Q™

VSQ.A1.BV.  
DVFW.23

WITH ADJUSTABLE HEAD AND WALL FIXED DRENCHER - HP/COMBI

### TECHNICAL SPECIFICATIONS

Minimum operating pressure	1 bar
Maximum operating pressure	5 bar
Peak operating pressure	7 bar
Aqualisa SmartValve™ inlet fitting connections	15mm push fit fittings, valve inlet centres 48mm, inlet supply positions – hot right, cold left
Aqualisa SmartValve™ outlet connections	15mm push fit
Permissible Aqualisa SmartValve™ siting locations	Loft, airing cupboard, under bath
Supply temperature	Cold inlet temperature 1°C (minimum) Cold inlet temperature 15°C (maximum) Hot inlet temperature 65°C (maximum)
Water system	HP / Combi / Boosted gravity
Blended outlet temperature settings	Factory mid set blend temperature 45°C, adjustable temperature setting – minimum 35°C, maximum 55°C
Electrical requirements - Aqualisa SmartValve™ to mains	Switched fused spur 3amp, processor main cable length 2m, required voltage 230 – 240V
Electrical requirements - Controller to Aqualisa SmartValve™	Low voltage data cable length 7.5m
Data cable voltage	5V
Features	One touch start/stop control
	LED display indicates when pre-selected temperature has been reached
	Wi-Fi & App compatible – control your product with your smart phone and smart home device e.g. Alexa
	App functions include start/stop, shower timer, user dashboard, usage tracker and help & support
	Aqualisa SmartValve™
	Digital diverter technology
	90mm, 4 spray patterns, including an eco-setting
Guarantee period	Compatible with wired remote control
	5-year guarantee - shower unit 2-year guarantee - shower head and kit
Approvals	CE Marking
	UKCA
	BEAB