

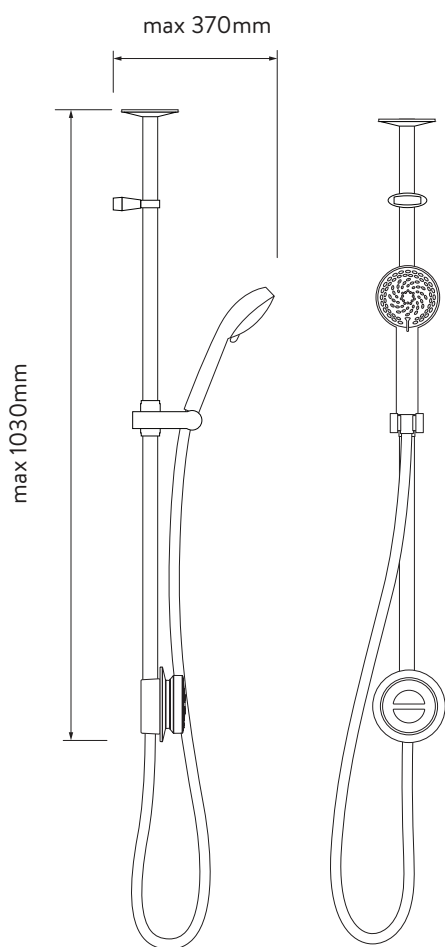
AQUALISA

QUARTZ™ SMART EXPOSED

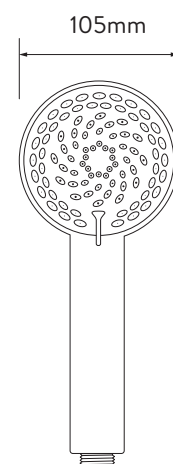
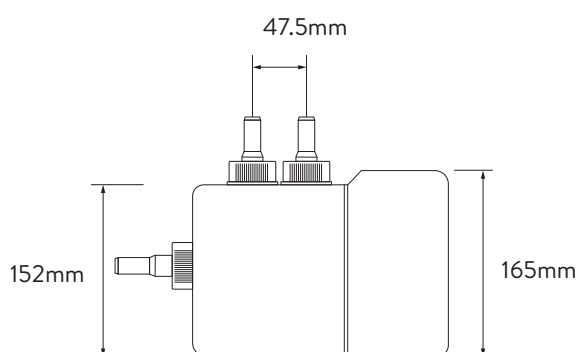
QZD.A1.EV.18

WITH ADJUSTABLE HEAD - HP/COMBI

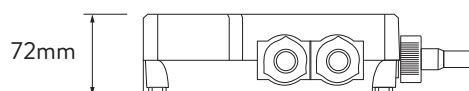
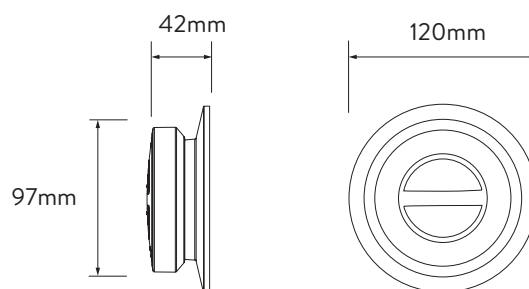
DIMENSIONAL DRAWINGS



PROCESSOR



CONTROLLER



AQUALISA

QUARTZ™ SMART EXPOSED

QZD.A1.EV.18

WITH ADJUSTABLE HEAD - HP/COMBI

TECHNICAL SPECIFICATIONS

Minimum pressure requirements	1 bar
Maximum pressure requirements	7 bar
Processor inlet fitting connections	15mm push fit
Valve inlet centres	48mm
Inlet supply positions	Hot right, cold left
Processor outlet fitting connection	15mm push fit
Permissible processor sitting location	Loft, airing cupboard, under bath
Supply temperature	Cold inlet temperature 1°C (minimum) Cold inlet temperature 15°C (maximum) Hot inlet temperature 65°C (maximum)
Water system	HP/Combi
Features	One touch start/stop control
	LED display indicates when pre-selected temperature has been reached
	Boost button for enhanced flow
	Compatible with wired and wireless remote controls
	4 spray patterns (adjustable head) including eco-spray option
Colour	Chrome
Guarantee period	5-year guarantee – shower unit
	2-year guarantee – shower head and kit
Approvals	CE Marking
	BEAB