

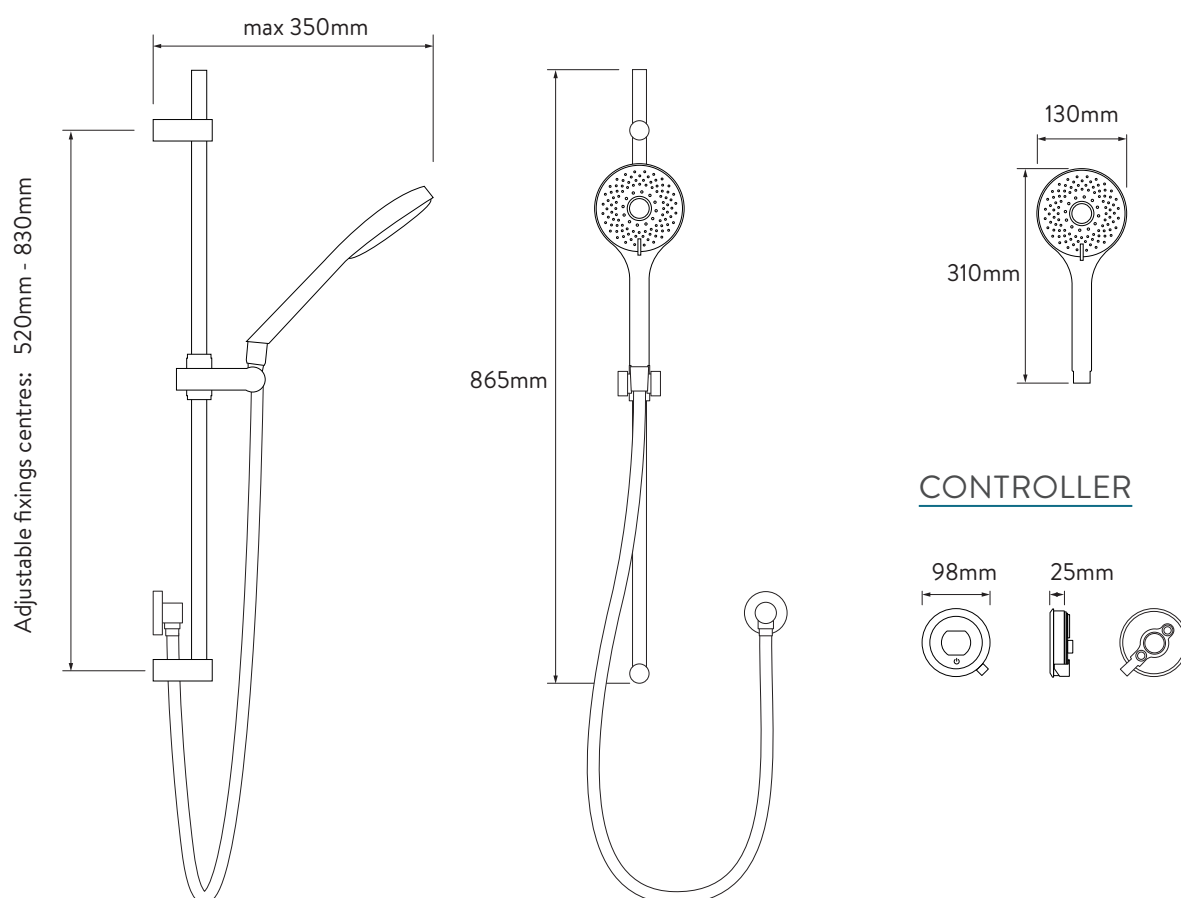
# AQUALISA

QTC.01.AD.HP

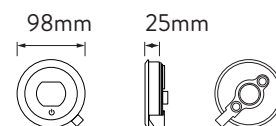
## Q<sup>TM</sup> SMART MIXER SHOWER

WITH ADJUSTABLE HEAD - HP/COMBI

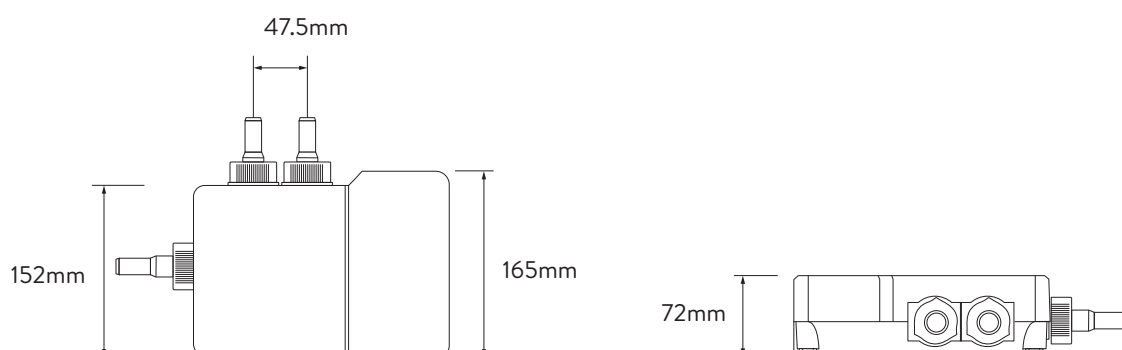
### DIMENSIONAL DRAWINGS



### CONTROLLER



### PROCESSOR



# AQUALISA

# Q<sup>TM</sup> SMART MIXER SHOWER

## WITH ADJUSTABLE HEAD - HP/COMBI

QTC.01.AD.HP

### TECHNICAL SPECIFICATIONS

MINIMUM PRESSURE REQUIREMENTS	1 bar
MAXIMUM PRESSURE REQUIREMENTS	7 bar
QUARTZ SMART VALVE INLET FITTING CONNECTIONS	15mm push fit fittings, valve inlet centres 48mm, inlet supply positions – hot right, cold left
QUARTZ SMART VALVE OUTLET FITTING CONNECTION	15mm push fit
PERMISSIBLE QUARTZ SMART VALVE SITTING LOCATION	Loft, airing cupboard, under bath (ambient temp. 5 - 40°C)
INLET SUPPLY TEMPERATURE SETTINGS	Minimum cold inlet temperature 1°C, maximum cold inlet temperature 15°C, maximum hot inlet temperature 65°C
BLENDED OUTLET TEMPERATURE SETTINGS	Factory set max blended temperature 45°C, minimum 35°C, maximum 55°C
ELECTRICAL REQUIREMENTS - QUARTZ SMART VALVE TO MAINS	Switched fused spur 3amp, processor main cable length 2m, required voltage 230 – 240V
ELECTRICAL REQUIREMENTS - CONTROLLER TO QUARTZ SMART VALVE	Low voltage data cable length 10m
ELECTRICAL REQUIREMENTS - DIVERTER TO QUARTZ SMART VALVE	Low voltage data cable length 2m
DATA CABLE REQUIREMENTS	Data cable voltage 5V
WATER SYSTEM	HP/Combi
FEATURES	Proximity sensor
	Large rotary temperature ring
	Customisable outer bezel
	Glass display screen
	Full colour display and menu system
	Optical sensing technology
	Unique Q lever control
	User definable shower profiles / experiences
	Warm and ready indicator
	Optical on off switch
	Magnetically damped Q lever
	130mm 3 mode shower head
	Quartz Smart Valve
	Optional wireless remote control
GUARANTEE PERIOD	Shower unit - 5 years
	Shower head and kit - 2 years
APPROVALS	CE Marking (LVD EMC, RED)
	WRAS Approved accessories (handset & hose)
	TMV2