

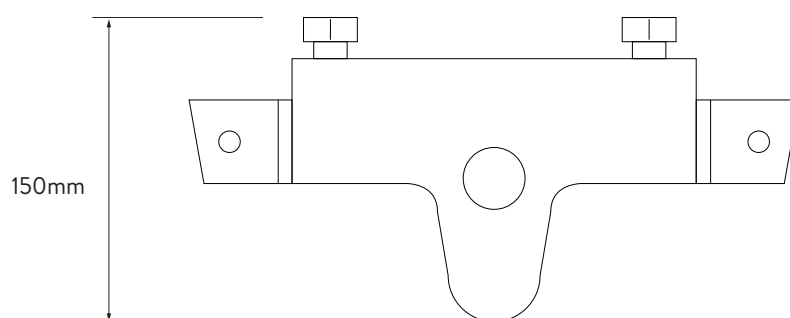
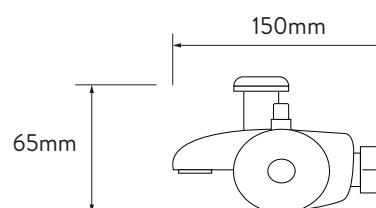
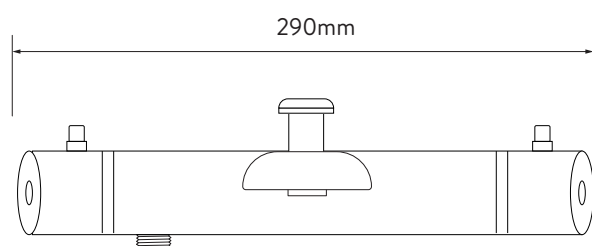
AQUALISA

HQXT000BSM

HIQUXT™ BATH SHOWER MIXER

HP/COMBI

DIMENSIONAL DRAWINGS



AQUALISA

HIQUXT™ BATH SHOWER MIXER

HP/COMBI

HQXT000BSM

TECHNICAL SPECIFICATIONS

MINIMUM PRESSURE REQUIREMENTS	1 bar minimum
MAXIMUM PRESSURE REQUIREMENTS	10 bar maximum (Static)
INLET FITTING CONNECTIONS	3/4" BSP
INLET SUPPLY POSITIONS	Hot/left, cold/right (as viewed from front)
OUTLET CONNECTIONS	1/2" BSP
VALVE INLET CENTRES	150mm Wall Mounted / 180mm Bath Mounted
SUPPLY TEMPERATURE	5 - 20°C Cold Supply 55 - 65°C Hot Supply
WATER SYSTEM	HP/Combi
FEATURES	Integrated temperature and flow controls
	Eco-stop flow control conserves water
	Use with an Ultimate 340 Pump on gravity/low pressure systems
	Eco-stop flow control conserves water by 50%
	Deck mounted fittings (wall mounts also available)
	Use with a twin ended booster pump on gravity/low pressure systems
	Integrated diverter to switch between bath spout and shower head
COLOUR	Chrome
GUARANTEE PERIOD	5-year guarantee (valve)